

# LINEAR 18/10 STAINLESS STEEL INSET SINK

LR9501XS/



## Size: 950 x 508 mm

The Linear collection is a popular range thanks to its versatile styling, the design features classic lines paired with soft bowls. The Linear collection is available in an array of sizes, finishes and bowl configurations, offering a solution for every installation.

- Fits a 600mm cabinet
- Reversible installation
- Satin bowl, bright drainer
- Manufactured from 18/10 stainless steel
- 10 year warranty

Waste kit sold separately, please order WAST09/

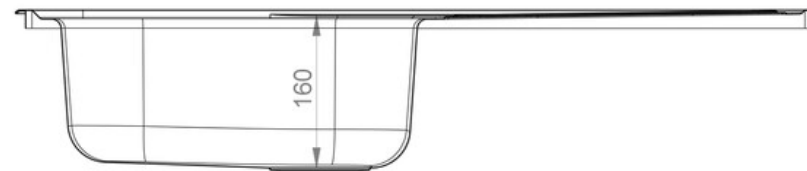
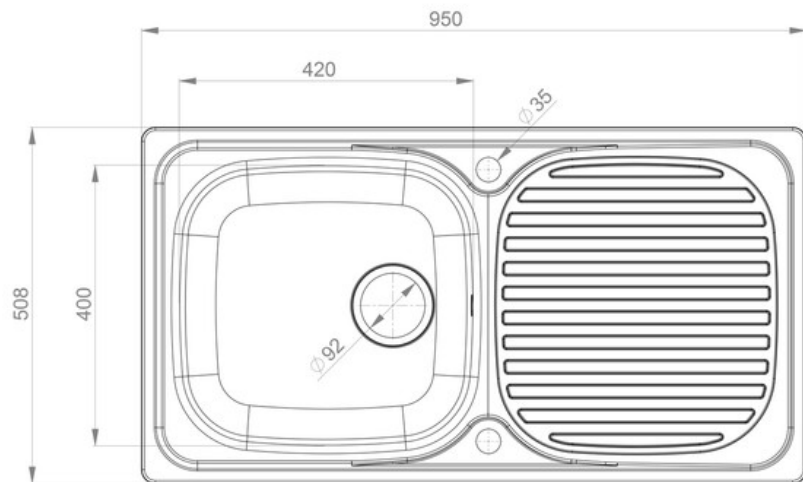
Material	18/10 Stainless Steel
Material Gauge	0.7
Material Finish Bowl	Satin
Material Finish Drainer	Bright
Drainer Position	Reversible
Overall Length (mm)	950
Overall Width (mm)	508
Main Bowl Length (mm)	420
Main Bowl Width (mm)	400
Main Bowl Depth (mm)	160
Second Bowl Length (mm)	-
Second Bowl Width (mm)	-
Second Bowl Depth (mm)	-
Tap hole Size (mm)	1 x 35
Waste Size (mm)	1 x 92
Waste Kit	Sold separately, please order WAST09/
Min. Base Unit (mm)	600
Cutout Size Length (mm)	930
Cutout Size Width (mm)	488
Warranty Sinks (years)	10
Product Code	LR9501XS/
Barcode	5015834048611

Date of download: December 19, 2023

# LINEAR 18/10 STAINLESS STEEL INSET SINK

LR9501XS/

## Technical Drawing



Date of download: December 19, 2023

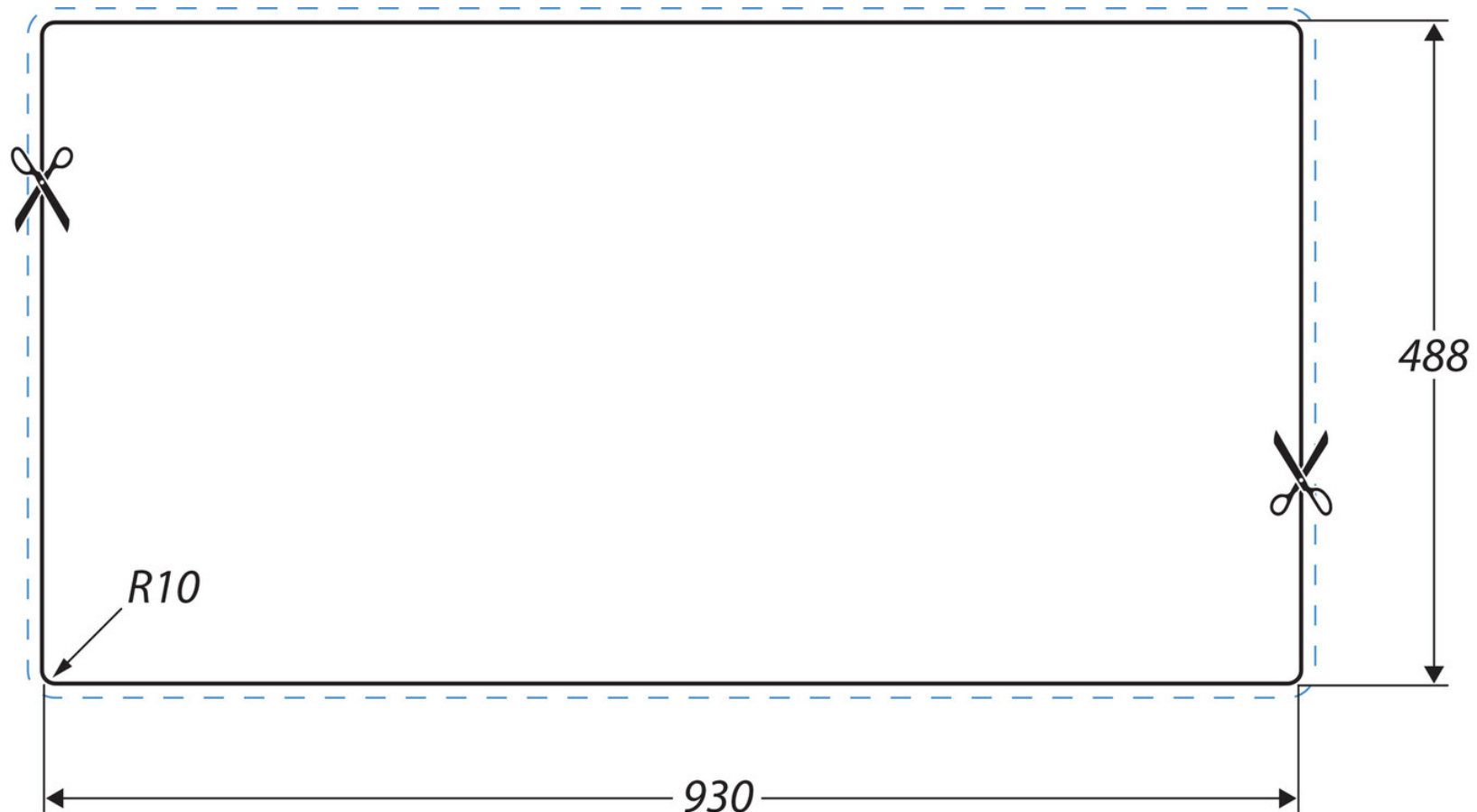
AGA Rangemaster continuously seeks improvements in specification, design and production of products and thus, alterations take place periodically. Whilst every effort is made to produce up-to date resources, the information included here is intended as a guide. Always refer to the product's installation instructions when fitting, installation work should be completed a professional tradesman.

# LINEAR 18/10 STAINLESS STEEL INSET SINK

LR9501XS/

## Cut Out Template

Dimensions in mm. Not to scale.



Date of download: December 19, 2023

AGA Rangemaster continuously seeks improvements in specification, design and production of products and thus, alterations take place periodically. Whilst every effort is made to produce up-to date resources, the information included here is intended as a guide. Always refer to the product's installation instructions when fitting, installation work should be completed a professional tradesman.